Anti-DYNC1LI2 antibody (STJ11103393)

STJ11103393

GENERAL INFORMATION

Product Type	Primary antibodies
Short Description	Rabbit polyclonal antibody anti-DYNC1LI2 is suitable for use in Western Blot and Immunohistochemistry.
Applications	WB, IHC
Host/Source	Rabbit
Reactivity	Human, Mouse, Rat

PRODUCT PROPERTIES

Clonality	Polyclonal
Clone ID	
Concentration	
Conjugation	Unconjugated
Purification	Affinity purification
Dilution Range	WB 1:500-1:2000 IHC 1:50-1:200
Formulation	PBS containing 0.02% Sodium Azide, 50% Glycerol, pH7.3.
Isotype	IgG
Storage Instruction	Store in a freezer at-20°C and avoid freeze-thaw cycles.

TARGET INFORMATION

Gene ID	1783
Gene Symbol	DYNC1LI2
Uniprot ID	DC1L2_HUMAN
Immunogen	Recombinant protein of human DYNC1LI2
Immunogen Region	
Specificity	
Immunogen Sequence	

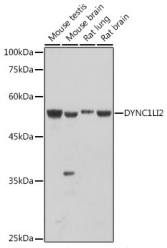

Western blot analysis of extracts of various cell lines, using DYNC1LI2 antibody (STJ11103393) at 1:1000 dilution. Secondary antibody: HRP Goat Anti-rabbit IgG (H+L) at 1:10000 dilution. Lysates/proteins: 25ug per lane. Blocking buffer: 3% nonfat dry milk in TBST. Detection: ECL Basic Kit. Exposure time: 30s.

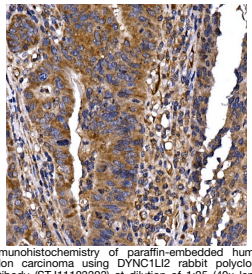

Immunohistochemistry of paraffin-embedded human colon carcinoma using DYNC1LI2 rabbit polyclonal antibody (STJ11103393) at dilution of 1:25 (40x lens). Perform high pressure antigen retrieval with 10 mM citrate buffer pH 6. 0 before commencing with immunohistochemistry staining protocol.

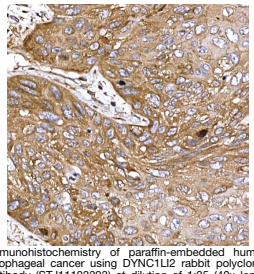

Immunohistochemistry of paraffin-embedded human esophageal cancer using DYNC1LI2 rabbit polyclonal antibody (STJ11103393) at dilution of 1:25 (40x lens). Perform high pressure antigen retrieval with 10 mM citrate buffer pH 6. 0 before commencing with immunohistochemistry staining protocol.

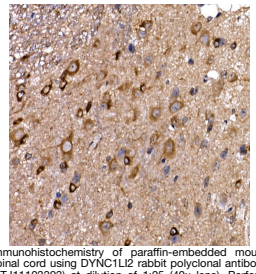

Immunohistochemistry of paraffin-embedded mouse spinal cord using DYNC1LI2 rabbit polyclonal antibody (STJ11103393) at dilution of 1:25 (40x lens). Perform high pressure antigen retrieval with 10 mM citrate buffer pH 6. 0 before commencing with immunohistochemistry staining protocol.

This product is suitable for in-vitro studies under the RESEARCH USE ONLY [RUO] licence. This product must not be used as for diagnostic or other medical purposes.

St John's Laboratory Ltd, Knowledge Dock Business Centre, University Way, London, E16 2RD | Tel: 0208 223 3081