

## Anti-Fibrinogen alpha chain antibody (STJ11103073)

STJ11103073

### GENERAL INFORMATION

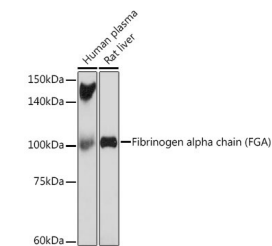
<b>Product Type</b>	Primary antibodies
<b>Short Description</b>	Rabbit monoclonal antibody anti-Fibrinogen alpha chain (FGA) is suitable for use in Western Blot and Immunohistochemistry.
<b>Applications</b>	WB, IHC
<b>Host/Source</b>	Rabbit
<b>Reactivity</b>	Human, Mouse, Rat

### PRODUCT PROPERTIES

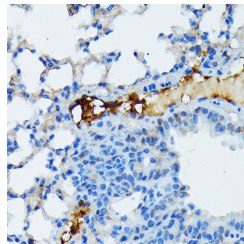
<b>Clonality</b>	Monoclonal
<b>Clone ID</b>	
<b>Concentration</b>	
<b>Conjugation</b>	Unconjugated
<b>Purification</b>	Affinity purification
<b>Dilution Range</b>	WB 1:500-1:2000 IHC 1:50-1:200
<b>Formulation</b>	PBS containing 0.02% Sodium Azide, 0.05% BSA, 50% Glycerol, pH7.3.
<b>Isotype</b>	IgG
<b>Storage Instruction</b>	Store in a freezer at -20°C and avoid freeze-thaw cycles.

### TARGET INFORMATION

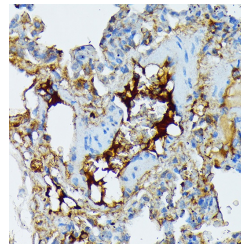
<b>Gene ID</b>	2243
<b>Gene Symbol</b>	FGA
<b>Uniprot ID</b>	FIBA_HUMAN
<b>Immunogen</b>	A synthesized peptide derived from human Fibrinogen alpha chain (FGA) (FGA)
<b>Immunogen Region</b>	
<b>Specificity</b>	
<b>Immunogen Sequence</b>	



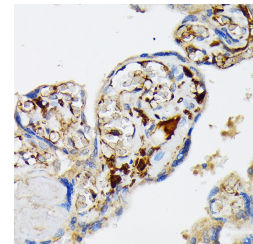
Western blot analysis of extracts of various cell lines, using Fibrinogen alpha chain (FGA) (FGA) rabbit monoclonal antibody (STJ11103073) at 1:1000 dilution. Secondary antibody: HRP Goat Anti-rabbit IgG (H+L) at 1:10000 dilution. Lysates/proteins: 25µg per lane. Blocking buffer: 3% nonfat dry milk in TBST. Detection: ECL Basic Kit. Exposure time: 180s.



Immunohistochemistry of paraffin-embedded mouse lung using Fibrinogen alpha chain (FGA) (FGA) rabbit monoclonal antibody (STJ11103073) at dilution of 1:100 (40x lens). Perform microwave antigen retrieval with 10 mM Tris/EDTA buffer pH 9.0 before commencing with immunohistochemistry staining protocol.



Immunohistochemistry of paraffin-embedded rat lung using Fibrinogen alpha chain (FGA) (FGA) rabbit monoclonal antibody (STJ11103073) at dilution of 1:100 (40x lens). Perform microwave antigen retrieval with 10 mM Tris/EDTA buffer pH 9.0 before commencing with immunohistochemistry staining protocol.



Immunohistochemistry of paraffin-embedded human placenta using Fibrinogen alpha chain (FGA) (FGA) rabbit monoclonal antibody (STJ11103073) at dilution of 1:100 (40x lens). Perform microwave antigen retrieval with 10 mM Tris/EDTA buffer pH 9.0 before commencing with immunohistochemistry staining protocol.

This product is suitable for in-vitro studies under the RESEARCH USE ONLY [RUO] licence. This product must not be used as for diagnostic or other medical purposes.  
St John's Laboratory Ltd, Knowledge Dock Business Centre, University Way, London, E16 2RD | Tel: 0208 223 3081