

Anti-ITGB3 antibody [ARC0460] (STJ11101610)

STJ11101610

GENERAL INFORMATION

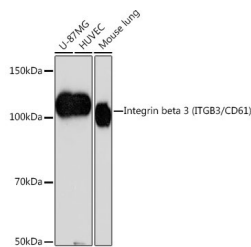
Product Type	Primary antibodies
Short Description	Rabbit monoclonal antibody anti-Integrin beta 3 is suitable for use in Western Blot, Immunohistochemistry and Immunoprecipitation.
Applications	WB, IHC, IP
Host/Source	Rabbit
Reactivity	Human, Mouse, Rat

PRODUCT PROPERTIES

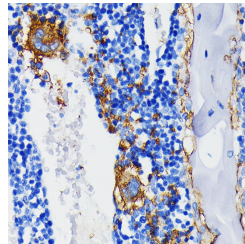
Clonality	Monoclonal
Clone ID	ARC0460
Concentration	
Conjugation	Unconjugated
Purification	Affinity purification
Dilution Range	WB 1:500-1:2000 IHC 1:50-1:200 IP 1:50-1:200
Formulation	PBS containing 0.02% Sodium Azide, 0.05% BSA, 50% Glycerol, pH7.3.
Isotype	IgG
Storage Instruction	Store in a freezer at -20°C and avoid freeze-thaw cycles.

TARGET INFORMATION

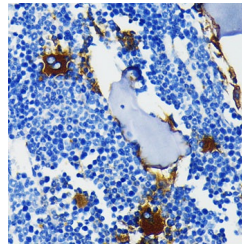
Gene ID	3690
Gene Symbol	ITGB3
Uniprot ID	ITB3_HUMAN
Immunogen	A synthesized peptide derived from human Integrin beta 3 (ITGB3/CD61) (ITGB3/CD61)
Immunogen Region	
Specificity	
Immunogen Sequence	



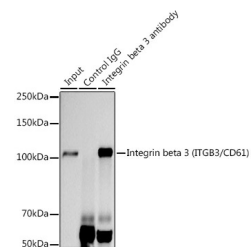
Western blot analysis of extracts of various cell lines, using Integrin beta 3 (ITGB3/CD61) (ITGB3/CD61) antibody (STJ11101610) at 1:1000 dilution. Secondary antibody: HRP Goat Anti-rabbit IgG (H+L) at 1:10000 dilution. Lysates/proteins: 25ug per lane. Blocking buffer: 3% nonfat dry milk in TBST. Detection: ECL Basic Kit. Exposure time: 90s.



Immunohistochemistry of paraffin-embedded rat bone marrow using Integrin beta 3 (ITGB3/CD61) (ITGB3/CD61) rabbit monoclonal antibody (STJ11101610) at dilution of 1:100 (40x lens). Perform microwave antigen retrieval with 10 mM PBS buffer pH 7.2 before commencing with immunohistochemistry staining protocol.



Immunohistochemistry of paraffin-embedded mouse bone marrow using Integrin beta 3 (ITGB3/CD61) (ITGB3/CD61) rabbit monoclonal antibody (STJ11101610) at dilution of 1:100 (40x lens). Perform microwave antigen retrieval with 10 mM PBS buffer pH 7.2 before commencing with immunohistochemistry staining protocol.



Immunoprecipitation analysis of 300ug extracts of U-87MG cells using 3ug Integrin beta 3 (ITGB3/CD61) antibody (STJ11101610). Western blot was performed from the immunoprecipitate using Integrin beta 3 (ITGB3/CD61) antibody (STJ11101610) at a dilution of 1:1000.

This product is suitable for in-vitro studies under the RESEARCH USE ONLY [RUO] licence. This product must not be used as for diagnostic or other medical purposes.

St John's Laboratory Ltd, Knowledge Dock Business Centre, University Way, London, E16 2RD | Tel: 0208 223 3081