

## Anti-SRRT antibody (623-872) (STJ11100951)

STJ11100951

### GENERAL INFORMATION

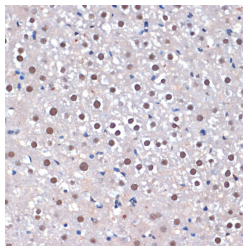
<b>Product Type</b>	Primary antibodies
<b>Short Description</b>	Rabbit polyclonal antibody anti-SRRT (623-872) is suitable for use in Immunohistochemistry.
<b>Applications</b>	IHC
<b>Host/Source</b>	Rabbit
<b>Reactivity</b>	Human, Mouse, Rat

### PRODUCT PROPERTIES

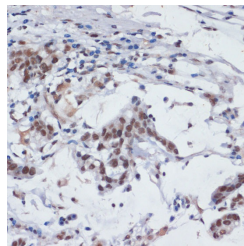
<b>Clonality</b>	Polyclonal
<b>Clone ID</b>	
<b>Concentration</b>	
<b>Conjugation</b>	Unconjugated
<b>Purification</b>	Affinity purification
<b>Dilution Range</b>	IHC 1:50-1:200
<b>Formulation</b>	PBS containing 0.02% Sodium Azide, 50% Glycerol, pH7.3.
<b>Isotype</b>	IgG
<b>Storage Instruction</b>	Store in a freezer at -20°C and avoid freeze-thaw cycles.

### TARGET INFORMATION

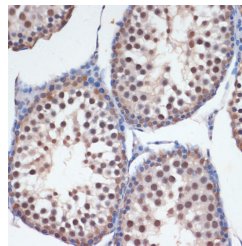
<b>Gene ID</b>	<a href="#">51593</a>
<b>Gene Symbol</b>	<a href="#">SRRT</a>
<b>Uniprot ID</b>	<a href="#">SRRT_HUMAN</a>
<b>Immunogen</b>	Recombinant fusion protein containing a sequence corresponding to amino acids 623-872 of human SRRT (NP_001122325.1).
<b>Immunogen Region</b>	623-872
<b>Specificity</b>	
<b>Immunogen Sequence</b>	



Immunohistochemistry of paraffin-embedded rat liver using SRRT antibody (STJ11100951) at dilution of 1:100 (40x lens).



Immunohistochemistry of paraffin-embedded human gastric cancer using SRRT antibody (STJ11100951) at dilution of 1:100 (40x lens).



Immunohistochemistry of paraffin-embedded mouse testis using SRRT antibody (STJ11100951) at dilution of 1:100 (40x lens).

This product is suitable for in-vitro studies under the RESEARCH USE ONLY [RUO] licence. This product must not be used as for diagnostic or other medical purposes.  
 St John's Laboratory Ltd, Knowledge Dock Business Centre, University Way, London, E16 2RD | Tel: 0208 223 3081