

Anti-MT-CO3 antibody (STJ11100274)

STJ11100274

GENERAL INFORMATION

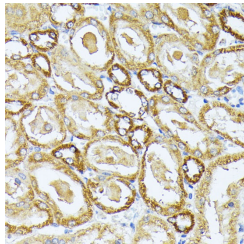
Product Type	Primary antibodies
Short Description	Rabbit polyclonal antibody anti-MT-CO3 is suitable for use in Western Blot, Immunohistochemistry and Immunofluorescence.
Applications	WB, IHC, IF
Host/Source	Rabbit
Reactivity	Human, Mouse, Rat

PRODUCT PROPERTIES

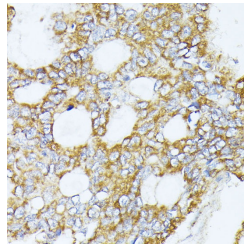
Clonality	Polyclonal
Clone ID	
Concentration	
Conjugation	Unconjugated
Purification	Affinity purification
Dilution Range	WB 1:500-1:2000 IHC 1:50-1:200 IF 1:50-1:200
Formulation	PBS containing 0.02% Sodium Azide, 50% Glycerol, pH7.3.
Isotype	IgG
Storage Instruction	Store in a freezer at -20°C and avoid freeze-thaw cycles.

TARGET INFORMATION

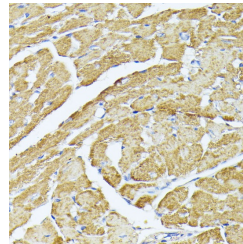
Gene ID	4514
Gene Symbol	MT-CO3
Uniprot ID	COX3_HUMAN
Immunogen	Recombinant protein of human MT-CO3.
Immunogen Region	
Specificity	
Immunogen Sequence	



Immunohistochemistry of paraffin-embedded rat kidney using MT-CO3 antibody (STJ11100274) at dilution of 1:100 (40x lens).



Immunohistochemistry of paraffin-embedded human colon carcinoma using MT-CO3 antibody (STJ11100274) at dilution of 1:100 (40x lens).



Immunohistochemistry of paraffin-embedded mouse heart using MT-CO3 antibody (STJ11100274) at dilution of 1:100 (40x lens).

This product is suitable for in-vitro studies under the RESEARCH USE ONLY [RUO] licence. This product must not be used as for diagnostic or other medical purposes.
St John's Laboratory Ltd, Knowledge Dock Business Centre, University Way, London, E16 2RD | Tel: 0208 223 3081