

Human PD-1/PDCD1/CD279 protein (Recombinant) (C-hFc & His) (STJP002552)

STJP002552

GENERAL INFORMATION

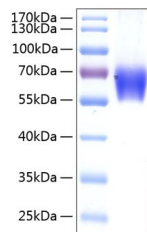
Product Type	Proteins
Short Description	
Host/Source	HEK293 cells

PRODUCT PROPERTIES

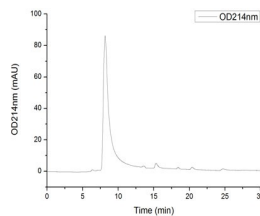
Concentration	
Formulation	Lyophilised from a 0.22 Mu m filtered solution of PBS, pH 7.4.
Purification	
Dilution Range	> 97% by SDS-PAGE.
Storage Instruction	Store at -20°C for up to 1 year from the date of receipt, and avoid repeat freeze-thaw cycles.

TARGET INFORMATION

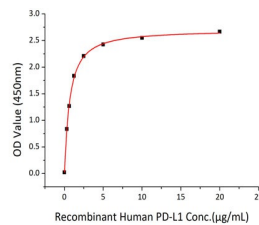
Gene ID	5133
Gene Symbol	PDCD1
Uniprot ID	PDCD1_HUMAN
Immunogen Sequence	



Recombinant Human PD-1/PDCD1/CD279 Protein was determined by SDS-PAGE with Coomassie Blue, showing a band at 60-70 kDa.



The purity of Human PD-1 Protein (Cat. STJP002552) was greater than 95% as determined by SEC-HPLC.



Immobilized Recombinant Human PD-1 at 5 Mu g/mL (100 Mu L/well) can bind Recombinant Human PD-L1 with a linear range of 0.5-1.5 Mu g/mL.

This product is suitable for in-vitro studies under the RESEARCH USE ONLY [RUO] licence. This product must not be used as for diagnostic or other medical purposes.
St John's Laboratory Ltd, Knowledge Dock Business Centre, University Way, London, E16 2RD | Tel: 0208 223 3081