

Mouse IL-2 protein (Recombinant) (N-His-Avi) {Biotin} (STJP001715)

STJP001715

GENERAL INFORMATION

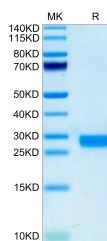
Product Type	Proteins
Short Description	Recombinant-Mouse IL-2-N-His-Avi protein was developed from hek293 and has a target region of N-His-Avi. For use in research applications.
Host/Source	HEK293

PRODUCT PROPERTIES

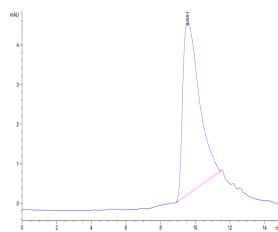
Concentration	
Formulation	Lyophilised from 0.2 µm filtered PBS solution pH7.4.
Purification	
Dilution Range	>95%, as determined by SDS-PAGE and HPLC
Storage Instruction	The lyophilized protein is stable for at least 1 year from date of receipt at -20°C.

TARGET INFORMATION

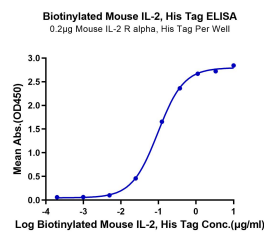
Gene ID	16183
Gene Symbol	IL2
Uniprot ID	IL2_MOUSE
Immunogen Sequence	



Biotinylated Mouse IL-2 on Tris-Bis PAGE under reduced condition. The purity is greater than 95%.



The purity of Biotinylated Mouse IL-2 is greater than 95% as determined by SEC-HPLC.



Immunized Mouse IL-2 R alpha, His Tag at 2 µg/ml (100 µl/well) on the plate. Dose response curve for Biotinylated Mouse IL-2, His Tag with the EC50 of 95.8 ng/ml determined by ELISA.

This product is suitable for in-vitro studies under the RESEARCH USE ONLY [RUO] licence. This product must not be used as for diagnostic or other medical purposes.
St John's Laboratory Ltd, Knowledge Dock Business Centre, University Way, London, E16 2RD | Tel: 0208 223 3081