

## Human FGFR3 alpha (IIIb) protein (Recombinant) (C-His-Avi) {Biotin} (STJP001641)

STJP001641

### GENERAL INFORMATION

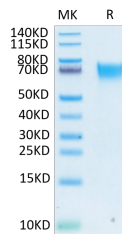
<b>Product Type</b>	Proteins
<b>Short Description</b>	Recombinant-Human FGFR3 alpha (IIIb)-C-His-Avi protein was developed from hek293 and has a target region of C-His-Avi. For use in research applications.
<b>Host/Source</b>	HEK293

### PRODUCT PROPERTIES

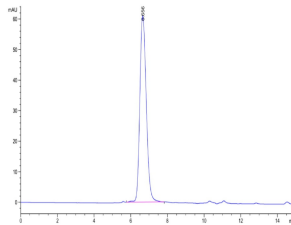
<b>Concentration</b>	
<b>Formulation</b>	Lyophilised from 0.2 µm filtered PBS solution pH7.4.
<b>Purification</b>	
<b>Dilution Range</b>	>95%, as determined by SDS-PAGE and HPLC
<b>Storage</b>	The lyophilized protein is stable for at least 1 year from date of receipt at -20°C.
<b>Instruction</b>	

### TARGET INFORMATION

<b>Gene ID</b>	2261
<b>Gene Symbol</b>	FGFR3
<b>Uniprot ID</b>	FGFR3_HUMAN
<b>Immunogen Sequence</b>	

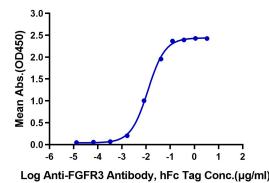


Biotinylated Human FGFR3 alpha (IIIb) on Tris-Bis PAGE under reduced conditions. The purity is greater than 95%.



The purity of Biotinylated Human FGFR3 alpha (IIIb) is greater than 95% as determined by SEC-HPLC.

**Biotinylated Human FGFR3 alpha(IIIb), His Tag ELISA**  
0.1µg Biotinylated Human FGFR3 alpha(IIIb), His Tag Per Well



Immobilized Biotinylated Human FGFR3 alpha (IIIb) at 1 µg/g/ml (100 µg/well) on the plate. Dose response curve for Anti-FGFR3 Antibody, hFc Tag with the EC50 of 11.5 ng/ml determined by ELISA.

This product is suitable for in-vitro studies under the RESEARCH USE ONLY [RUO] licence. This product must not be used as for diagnostic or other medical purposes.  
St John's Laboratory Ltd, Knowledge Dock Business Centre, University Way, London, E16 2RD | Tel: 0208 223 3081