

Human NKG2D/CD314 protein (Recombinant) (N-His-Avi) {Biotin} (STJP001575)

STJP001575

GENERAL INFORMATION

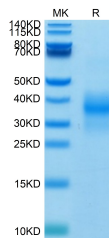
Product Type	Proteins
Short Description	Recombinant-Human NKG2D/CD314-N-His-Avi protein was developed from hek293 and has a target region of N-His-Avi. For use in research applications.
Host/Source	HEK293

PRODUCT PROPERTIES

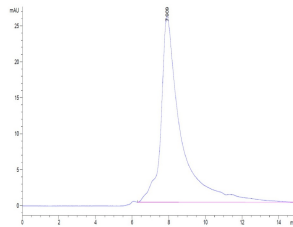
Concentration	
Formulation	Lyophilised from 0.2 µm filtered PBS solution pH7.4.
Purification	
Dilution Range	>95%, as determined by SDS-PAGE and HPLC
Storage	The lyophilized protein is stable for at least 1 year from date of receipt at -20°C.
Instruction	

TARGET INFORMATION

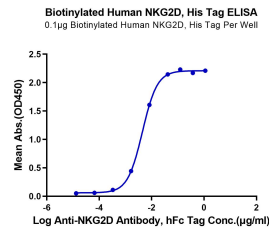
Gene ID	100528032/22914
Gene Symbol	KLRK1
Uniprot ID	NKG2D_HUMAN
Immunogen Sequence	



Biotinylated Human NKG2D on Tris-Bis PAGE under reduced condition. The purity is greater than 95%.



The purity of Biotinylated Human NKG2D is greater than 95% as determined by SEC-HPLC.



Immobilized Biotinylated Human NKG2D, His Tag at 1 µg/ml (100 µl/well) on the plate. Dose response curve for Anti-NKG2D Antibody, hFc Tag with the EC50 of 4.4 ng/ml determined by ELISA.

This product is suitable for in-vitro studies under the RESEARCH USE ONLY [RUO] licence. This product must not be used as for diagnostic or other medical purposes.
St John's Laboratory Ltd, Knowledge Dock Business Centre, University Way, London, E16 2RD | Tel: 0208 223 3081