

Anti-Tyrosine Hydroxylase antibody [SM0442] (STJA0010442)

STJA0010442

GENERAL INFORMATION

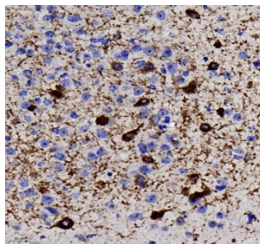
Product Type	Primary antibodies
Short Description	Mouse monoclonal antibody anti-Tyrosine Hydroxylase is suitable for use in Immunohistochemistry and Immunofluorescence research applications.
Applications	IHC/IF
Host/Source	Mouse
Reactivity	Mouse/Rat

PRODUCT PROPERTIES

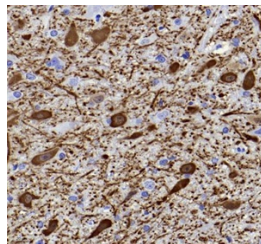
Clonality	Monoclonal
Clone ID	SM0442
Concentration	
Conjugation	Unconjugated
Purification	Affinity purification
Dilution Range	IHC/IF (M, R) 1:1000-1:3000/1:500-1:2000
Formulation	PBS with 0.02% sodium azide, 100 Mu g/ml BSA and 50% glycerol.
Isotype	IgG
Storage	Store at -20C for up to one year, and avoid repeated freeze-thaw cycles.
Instruction	

TARGET INFORMATION

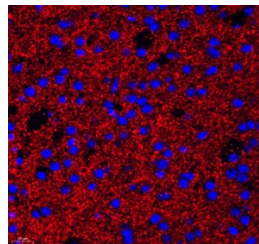
Gene ID	21823
Gene Symbol	Th
Uniprot ID	TY3H_MOUSE
Immunogen	Recombinant protein corresponding to Mouse Tyrosine Hydroxylase
Immunogen	
Region	
Specificity	
Immunogen	
Sequence	



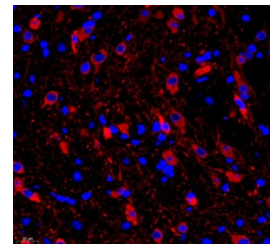
Immunohistochemistry analysis of TH. Sample: mouse brain, 4% PFA 12-24h. Antigen retrieval: Citrate buffer, 98C, 20 min. Blocking buffer: 3% BSA in PBS, RT, 30min. Primary antibody: 1:1500, 4C overnight. Secondary antibody: HRP Goat Anti-mouse IgG, 1:200 RT 1h.



Immunohistochemistry analysis of TH. Sample: Rat brain, 4% PFA 12-24h. Antigen retrieval: Citrate buffer, 98C, 20 min. Blocking buffer: 3% BSA in PBS, RT, 30min. Primary antibody: 1:1500, 4C overnight. Secondary antibody: HRP Goat Anti-mouse IgG, 1:200 RT 1h.



IF analysis of TH. Sample: mouse corpus striatum, 4% PFA 12-24h. Antigen retrieval: Citrate buffer, 98C, 20 min. Blocking buffer: 3% BSA in PBS, RT, 30min. Primary antibody: 1:500, 4C overnight. Secondary antibody: Cy3 conjugated Goat Anti-mouse IgG, 1:200 RT 1h.



IF analysis of TH. Sample: mouse substantia nigra, 4% PFA 12-24h. Antigen retrieval: Citrate buffer, 98C, 20 min. Blocking buffer: 3% BSA in PBS, RT, 30min. Primary antibody: 1:500, 4C overnight. Secondary antibody: Cy3 conjugated Goat Anti-mouse IgG, 1:200 RT 1h.

This product is suitable for in-vitro studies under the RESEARCH USE ONLY [RUO] licence. This product must not be used as for diagnostic or other medical purposes.
St John's Laboratory Ltd, Knowledge Dock Business Centre, University Way, London, E16 2RD | Tel: 0208 223 3081