

## Anti-Desmin antibody [SM0399] (STJA0010399)

STJA0010399

### GENERAL INFORMATION

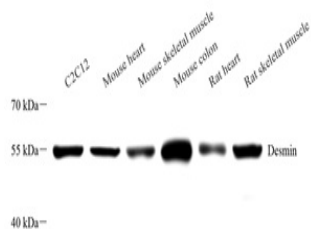
<b>Product Type</b>	Primary antibodies
<b>Short Description</b>	Mouse monoclonal antibody anti-Desmin is suitable for use in Western Blot, Immunohistochemistry and Immunofluorescence research applications.
<b>Applications</b>	WB/IHC/IF
<b>Host/Source</b>	Mouse
<b>Reactivity</b>	Mouse/Rat

### PRODUCT PROPERTIES

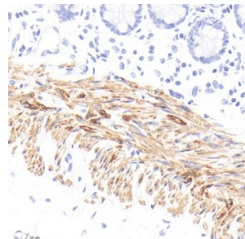
<b>Clonality</b>	Monoclonal
<b>Clone ID</b>	SM0399
<b>Concentration</b>	
<b>Conjugation</b>	Unconjugated
<b>Purification</b>	Affinity purification
<b>Dilution Range</b>	WB (M, R) 1:500-1:1000 IHC/IF (H, M, R) 1:500-1:1500
<b>Formulation</b>	PBS with 0.15% ProClin300, 100 Mu g/mL BSA and 50% glycerol.
<b>Isotype</b>	IgG1k
<b>Storage</b>	Store at -20C for up to one year, and avoid repeated freeze-thaw cycles.
<b>Instruction</b>	

### TARGET INFORMATION

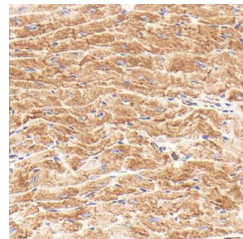
<b>Gene ID</b>	<a href="#">1674</a>
<b>Gene Symbol</b>	<a href="#">DES</a>
<b>Uniprot ID</b>	<a href="#">DESM_HUMAN</a>
<b>Immunogen</b>	KLH conjugated Synthetic peptide corresponding to Human Desmin
<b>Immunogen Region</b>	
<b>Specificity</b>	
<b>Immunogen Sequence</b>	



Western blot analysis of Desmin at dilution of 1:1000



Immunohistochemistry analysis of paraffin embedded human colon using Desmin at dilution of 1:1000



Immunohistochemistry analysis of paraffin embedded mouse heart using Desmin at dilution of 1:1000

This product is suitable for in-vitro studies under the RESEARCH USE ONLY [RUO] licence. This product must not be used as for diagnostic or other medical purposes.  
St John's Laboratory Ltd, Knowledge Dock Business Centre, University Way, London, E16 2RD | Tel: 0208 223 3081