

Anti-CEACAM1 antibody [SM5076] (STJA0005076)

STJA0005076

GENERAL INFORMATION

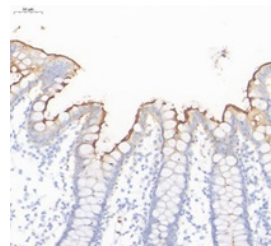
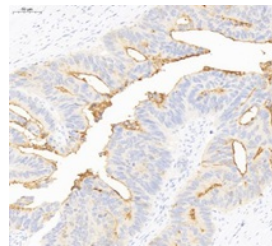
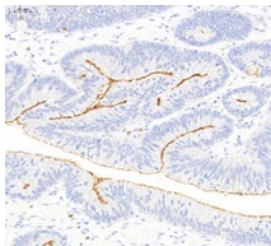
Product Type	Primary antibodies
Short Description	Mouse monoclonal antibody anti-CEACAM1 is suitable for use in Immunohistochemistry and Immunofluorescence research applications.
Applications	IHC/IF
Host/Source	Mouse
Reactivity	Human

PRODUCT PROPERTIES

Clonality	Monoclonal
Clone ID	SM5076
Concentration	
Conjugation	Unconjugated
Purification	Affinity purification
Dilution Range	IHC/IF (H) 1:1000-1:2000
Formulation	PBS with 0.02% sodium azide, 100 Mu g/ml BSA and 50% glycerol.
Isotype	IgG1
Storage Instruction	Store at -20C for up to one year, and avoid repeated freeze-thaw cycles.

TARGET INFORMATION

Gene ID	26365
Gene Symbol	Ceacam1
Uniprot ID	CEAM1_MOUSE
Immunogen	Recombinant protein corresponding to Mouse CEACAM1
Immunogen Region	
Specificity	
Immunogen Sequence	



Immunohistochemistry analysis of paraffin-embedded human colon using CEACAM1 at dilution of 1:2000

This product is suitable for in-vitro studies under the RESEARCH USE ONLY [RUO] licence. This product must not be used as for diagnostic or other medical purposes.
St John's Laboratory Ltd, Knowledge Dock Business Centre, University Way, London, E16 2RD | Tel: 0208 223 3081