

Anti-Recombinant-beta Actin antibody [SM4963] (STJA0004963)

STJA0004963

GENERAL INFORMATION

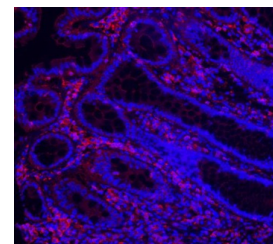
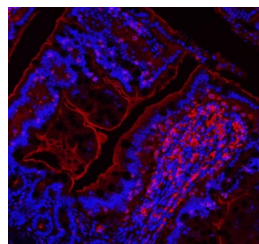
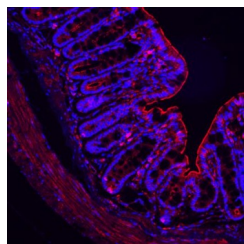

Product Type	Primary antibodies
Short Description	Mouse monoclonal antibody anti-Recombinant-beta Actin is suitable for use in Western Blot, Immunohistochemistry, Immunofluorescence and Immunocytochemistry research applications.
Applications	WB/IHC/IF/ICC
Host/Source	Mouse
Reactivity	Human/Mouse/Rat

PRODUCT PROPERTIES

Clonality	Monoclonal
Clone ID	SM4963
Concentration	
Conjugation	Unconjugated
Purification	Affinity purification
Dilution Range	WB (H, M, R) 1:1000-1:2000 IHC/IF (H, M, R) 1:500-1:1000 ICC/IF (H, M, R) 1:300-1:1000
Formulation	PBS with 0.02% sodium azide, 100 Mu g/ml BSA and 50% glycerol.
Isotype	IgG1
Storage Instruction	Store at -20C for up to one year, and avoid repeated freeze-thaw cycles.

TARGET INFORMATION

Gene ID	11461
Gene Symbol	Actb
Uniprot ID	ACTB_MOUSE
Immunogen	KLH conjugated synthetic peptidecorresponding to Mouse beta-Actin
Immunogen Region	
Specificity	
Immunogen Sequence	



This product is suitable for in-vitro studies under the RESEARCH USE ONLY [RUO] licence. This product must not be used as for diagnostic or other medical purposes.
St John's Laboratory Ltd, Knowledge Dock Business Centre, University Way, London, E16 2RD | Tel: 0208 223 3081