

Anti-TTR antibody (STJ98881)

STJ98881

GENERAL INFORMATION

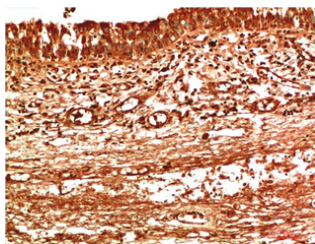
Product Type	Primary antibodies
Short Description	Mouse monoclonal antibody anti-Transthyretin is suitable for use in Western Blot, Immunohistochemistry and Immunofluorescence research applications.
Applications	WB/IHC/IF
Host/Source	Mouse
Reactivity	Human

PRODUCT PROPERTIES

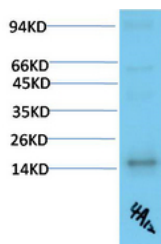
Clonality	Monoclonal
Clone ID	
Concentration	1 mg/mL
Conjugation	Unconjugated
Purification	The antibody was affinity-purified from mouse antiserum by affinity-chromatography using epitope-specific immunogen.
Dilution Range	WB 1:500-2000 IHC-P 1:50-300 IF 1:50-200
Formulation	Liquid in PBS containing 50% Glycerol, 0.5% BSA and 0.02% Sodium Azide.
Isotype	
Storage	Store at -20°C for up to 1 year from the date of receipt, and avoid repeat freeze-thaw cycles.
Instruction	

TARGET INFORMATION

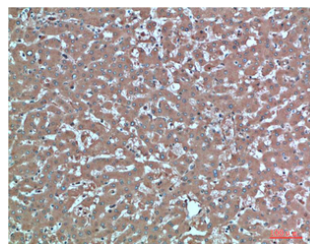
Gene ID	7276
Gene Symbol	TTR
Uniprot ID	TTHY_HUMAN
Immunogen	Recombinant Protein of TTR
Immunogen Region	
Specificity	The antibody detects endogenous TTR protein
Immunogen Sequence	



Immunohistochemical analysis of paraffin-embedded Human Thyroid Tissue using TTR Mouse mAb diluted at 1:200



Western blot analysis of Human Serum using TTR Mouse mAb diluted at 1:2000.



Immunohistochemical analysis of paraffin-embedded Human Liver Carcinoma Tissue using TTR Mouse mAb diluted at 1:200

This product is suitable for in-vitro studies under the RESEARCH USE ONLY [RUO] licence. This product must not be used as for diagnostic or other medical purposes.
St John's Laboratory Ltd, Knowledge Dock Business Centre, University Way, London, E16 2RD | Tel: 0208 223 3081