

Anti-ZNF460 antibody (461-510 aa) (STJ96333)

STJ96333

GENERAL INFORMATION

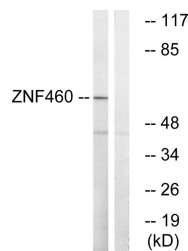
Product Type	Primary antibodies
Short Description	Rabbit polyclonal antibody anti-Zinc finger protein 460 (461-510 aa) is suitable for use in Western Blot and ELISA research applications.
Applications	WB/ELISA
Host/Source	Rabbit
Reactivity	Human/Rat/Mouse

PRODUCT PROPERTIES

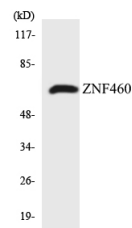
Clonality	Polyclonal
Clone ID	
Concentration	1 mg/mL
Conjugation	Unconjugated
Purification	The antibody was affinity-purified from rabbit antiserum by affinity-chromatography using epitope-specific immunogen.
Dilution Range	WB 1:500-1:2000 ELISA 1:10000
Formulation	Liquid in PBS containing 50% Glycerol, 0.5% BSA and 0.02% Sodium Azide.
Isotype	IgG
Storage Instruction	Store at -20°C for up to 1 year from the date of receipt, and avoid repeat freeze-thaw cycles.

TARGET INFORMATION


Gene ID	10794
Gene Symbol	ZNF460
Uniprot ID	ZN460_HUMAN
Immunogen	The antiserum was produced against synthesized peptide derived from the human ZNF460 at the amino acid range 461-510
Immunogen Region	461-510 aa
Specificity	ZNF460 Polyclonal Antibody detects endogenous levels of ZNF460 protein.
Immunogen Sequence	



Western blot analysis of lysates from LOVO cells, using ZNF460 Antibody. The lane on the right is blocked with the synthesized peptide.



Western blot analysis of the lysates from HepG2 cells using ZNF460 antibody.



Western blot analysis of LOVO cells using ZNF460 Polyclonal Antibody. Secondary antibody was diluted at 1:20000 cells nucleus extracted by Minute™ Cytoplasmic and Nuclear Fractionation kit (SC-003, InventiBiotec, MN, USA).