

Anti-NDRG4 antibody (187-236) (STJ94371)

STJ94371

GENERAL INFORMATION

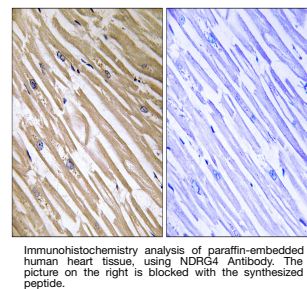
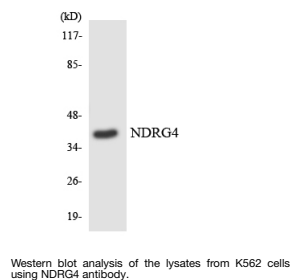
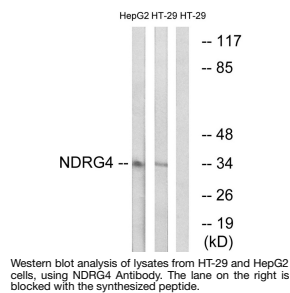
Product Type	Primary antibodies
Short Description	Rabbit polyclonal antibody anti-Protein NDRG4 (187-236) is suitable for use in Western Blot, Immunohistochemistry, Immunofluorescence and ELISA research applications.
Applications	WB/IHC/IF/ELISA
Host/Source	Rabbit
Reactivity	Human/Mouse/Rat

PRODUCT PROPERTIES

Clonality	Polyclonal
Clone ID	
Concentration	1 mg/mL
Conjugation	Unconjugated
Purification	The antibody was affinity-purified from rabbit antiserum by affinity-chromatography using epitope-specific immunogen.
Dilution Range	WB 1:500-1:2000 IHC 1:100-1:300 ELISA 1:40000 IF 1:50-200
Formulation	Liquid in PBS containing 50% Glycerol, 0.5% BSA and 0.02% Sodium Azide.
Isotype	IgG
Storage Instruction	Store at -20°C for up to 1 year from the date of receipt, and avoid repeat freeze-thaw cycles.

TARGET INFORMATION

Gene ID	65009
Gene Symbol	NDRG4
Uniprot ID	NDRG4_HUMAN
Immunogen	The antiserum was produced against synthesized peptide derived from human NDRG4. AA range:187-236
Immunogen Region	187-236
Specificity	NDRG4 Polyclonal Antibody detects endogenous levels of NDRG4 protein.
Immunogen Sequence	



This product is suitable for in-vitro studies under the RESEARCH USE ONLY [RUO] licence. This product must not be used as for diagnostic or other medical purposes.
St John's Laboratory Ltd, Knowledge Dock Business Centre, University Way, London, E16 2RD | Tel: 0208 223 3081