

## Anti-HNRNPL antibody (61-110 aa) (STJ93568)

STJ93568

### GENERAL INFORMATION

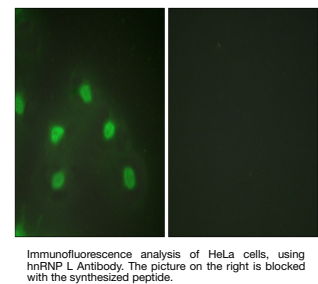
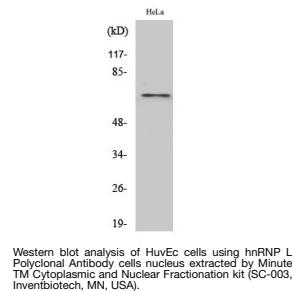
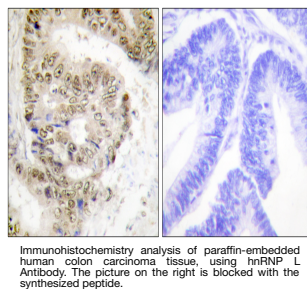
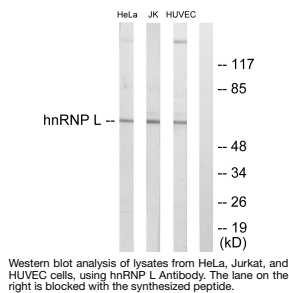
<b>Product Type</b>	Primary antibodies
<b>Short Description</b>	Rabbit polyclonal antibody anti-Heterogeneous nuclear ribonucleoprotein L (61-110 aa) is suitable for use in Western Blot, Immunohistochemistry, Immunofluorescence and ELISA research applications.
<b>Applications</b>	WB/IHC/IF/ELISA
<b>Host/Source</b>	Rabbit
<b>Reactivity</b>	Human/Mouse

### PRODUCT PROPERTIES

<b>Clonality</b>	Polyclonal
<b>Clone ID</b>	
<b>Concentration</b>	1 mg/mL
<b>Conjugation</b>	Unconjugated
<b>Purification</b>	The antibody was affinity-purified from rabbit antiserum by affinity-chromatography using epitope-specific immunogen.
<b>Dilution</b>	WB 1:500-1:2000
<b>Range</b>	IHC 1:100-1:300 IF 1:200-1:1000 ELISA 1:20000
<b>Formulation</b>	Liquid in PBS containing 50% Glycerol, 0.5% BSA and 0.02% Sodium Azide.
<b>Isotype</b>	IgG
<b>Storage</b>	Store at -20°C for up to 1 year from the date of receipt, and avoid repeat freeze-thaw cycles.
<b>Instruction</b>	

### TARGET INFORMATION

<b>Gene ID</b>	3191
<b>Gene Symbol</b>	HNRNPL
<b>Uniprot ID</b>	HNRPL_HUMAN
<b>Immunogen</b>	The antiserum was produced against synthesized peptide derived from the human hnRNP L at the amino acid range 61-110
<b>Immunogen Region</b>	61-110 aa
<b>Specificity</b>	hnRNP L Polyclonal Antibody detects endogenous levels of hnRNP L protein.
<b>Immunogen Sequence</b>	



This product is suitable for in-vitro studies under the RESEARCH USE ONLY [RUO] licence. This product must not be used as for diagnostic or other medical purposes.  
St John's Laboratory Ltd, Knowledge Dock Business Centre, University Way, London, E16 2RD | Tel: 0208 223 3081