

## Anti-HR antibody (41-90 aa) (STJ93463)

STJ93463

### GENERAL INFORMATION

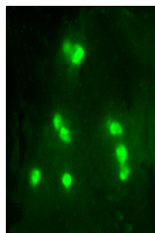
<b>Product Type</b>	Primary antibodies
<b>Short Description</b>	Rabbit polyclonal antibody anti-Lysine-specific demethylase hairless demethylase hairless (41-90 aa) is suitable for use in Western Blot, Immunohistochemistry, Immunofluorescence and ELISA research applications.
<b>Applications</b>	WB/IHC/IF/ELISA
<b>Host/Source</b>	Rabbit
<b>Reactivity</b>	Human/Rat/Mouse

### PRODUCT PROPERTIES

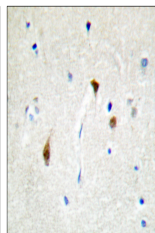

<b>Clonality</b>	Polyclonal
<b>Clone ID</b>	
<b>Concentration</b>	1 mg/mL
<b>Conjugation</b>	Unconjugated
<b>Purification</b>	The antibody was affinity-purified from rabbit antiserum by affinity-chromatography using epitope-specific immunogen.
<b>Dilution</b>	WB 1:500-1:2000
<b>Range</b>	IHC 1:100-1:300 IF 1:200-1:1000 ELISA 1:10000
<b>Formulation</b>	Liquid in PBS containing 50% Glycerol, 0.5% BSA and 0.02% Sodium Azide.
<b>Isotype</b>	IgG
<b>Storage</b>	Store at -20°C for up to 1 year from the date of receipt, and avoid repeat freeze-thaw cycles.
<b>Instruction</b>	

### TARGET INFORMATION

<b>Gene ID</b>	55806
<b>Gene Symbol</b>	HR
<b>Uniprot ID</b>	HAIR_HUMAN
<b>Immunogen</b>	The antiserum was produced against synthesized peptide derived from the human HAIR at the amino acid range 41-90
<b>Immunogen</b>	41-90 aa
<b>Region</b>	
<b>Specificity</b>	Hairless Polyclonal Antibody detects endogenous levels of Hairless protein.
<b>Immunogen</b>	
<b>Sequence</b>	



Immunofluorescence analysis of A549 cells, using HAIR Antibody. The picture on the right is blocked with the synthesized peptide.



Immunohistochemistry analysis of paraffin-embedded human brain tissue, using HAIR Antibody. The picture on the right is blocked with the synthesized peptide.

