

## Anti-Sirtuin 3-Mouse antibody (Internal) (STJ72597)

STJ72597

### GENERAL INFORMATION

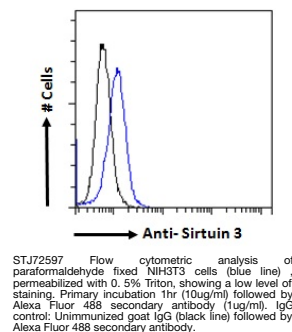
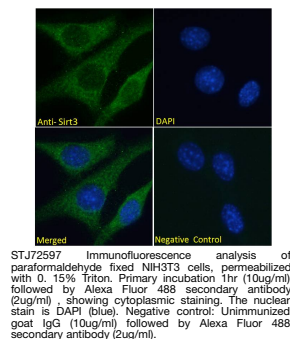
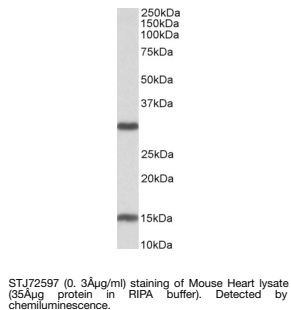
<b>Product Type</b>	Primary antibodies
<b>Short Description</b>	Goat polyclonal antibody anti-Sirtuin 3-Mouse (Internal) is suitable for use in ELISA, Western Blot, Immunofluorescence and Flow Cytometry research applications.
<b>Applications</b>	Pep-ELISA/WB/IF/FC
<b>Host/Source</b>	Goat
<b>Reactivity</b>	Human/Mouse/Rat/Pig

### PRODUCT PROPERTIES

<b>Clonality</b>	Polyclonal
<b>Clone ID</b>	
<b>Concentration</b>	0.5 mg/mL
<b>Conjugation</b>	Unconjugated
<b>Purification</b>	Purified from goat serum by ammonium sulphate precipitation followed by antigen affinity chromatography using the immunizing peptide.
<b>Dilution Range</b>	Peptide ELISA: antibody detection limit dilution 1:64000. WB: Approx 30kDa band observed in Mouse Heart lysates (calculated MW of 28.8kDa according to NP_071878.2). An additional band of unknown identity was also consistently observed at 15kDa. T
<b>Formulation</b>	0.5 mg/ml in Tris saline, 0.02% sodium azide, pH7.3 with 0.5% bovine serum albumin. NA
<b>Isotype</b>	IgG
<b>Storage Instruction</b>	Store at -20°C on receipt and minimise freeze-thaw cycles.

### TARGET INFORMATION

<b>Gene ID</b>	23410
<b>Gene Symbol</b>	SIRT3
<b>Uniprot ID</b>	SIR3_HUMAN
<b>Immunogen</b>	
<b>Immunogen Region</b>	Internal
<b>Specificity</b>	This antibody is expected to recognize both reported isoforms (NP_071878.2; NP_001171275.1). Reported variants represent identical proteins: NP_071878.2; NP_001120823.1
<b>Immunogen Sequence</b>	RASGIPASKLVEAH



This product is suitable for in-vitro studies under the RESEARCH USE ONLY [RUO] licence. This product must not be used as for diagnostic or other medical purposes.  
St John's Laboratory Ltd, Knowledge Dock Business Centre, University Way, London, E16 2RD | Tel: 0208 223 3081