

Anti-DAO antibody (1-347) (STJ27262)

STJ27262

GENERAL INFORMATION

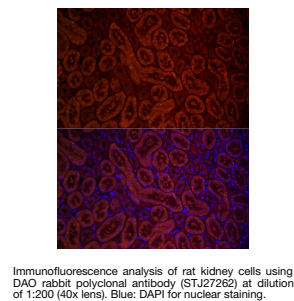
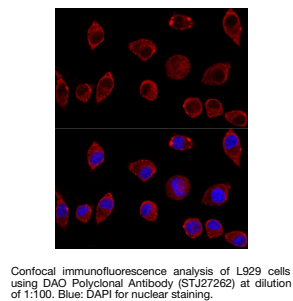
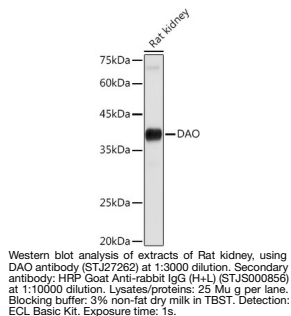
Product Type	Primary antibodies
Short Description	
Applications	WB/IF/ICC/ELISA
Host/Source	Rabbit
Reactivity	Human/Mouse/Rat

PRODUCT PROPERTIES

Clonality	Polyclonal
Clone ID	
Concentration	Lot specific
Conjugation	Unconjugated
Purification	Affinity purification
Dilution	WB:1:1000-1:5000
Range	IF/CC:1:50-1:200
	ELISA:Recommended starting concentration is 1 μ g/mL. Please optimize the concentration based on your specific assay requirements.
Formulation	PBS with 0.05% Proclin300, 50% Glycerol, pH 7.3.
Isotype	IgG
Storage Instruction	Store at -20°C for up to 1 year from the date of receipt, and avoid repeat freeze-thaw cycles.

TARGET INFORMATION

Gene ID	1610
Gene Symbol	DAO
Uniprot ID	OXDA_HUMAN
Immunogen	
Immunogen Region	1-347
Specificity	Recombinant fusion protein containing a sequence corresponding to amino acids 1-347 of human DAO (NP_001908.3).
Immunogen Sequence	MRVWVIGAGVIGLSTALCIH ERYHSLVQLPLDIKVYADRFT PLTTTDDVAAGLWQPYLSDPN NPQEADWSQQTFDYLLSHVH SPNAENLGLFLISGYNLFHE AIPDPSWKDTVLGFRKLTTPR ELDMPDYGYGWFHTSLILE GKNYLQWLTERLTERGVKFF QRKVESFEVAREGADVIVN CTGVWAGALORDPPLLQPGRG QIMKVDAPWMKHFILTHDPE RGIYNSPYIIPGTQTVTLG



This product is suitable for in-vitro studies under the RESEARCH USE ONLY [RUO] licence. This product must not be used as for diagnostic or other medical purposes.
St John's Laboratory Ltd, Knowledge Dock Business Centre, University Way, London, E16 2RD | Tel: 0208 223 3081