

Anti-YAP1 antibody (155-504) (STJ26137)

STJ26137

GENERAL INFORMATION

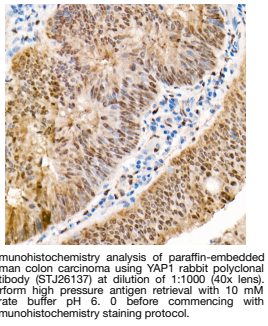
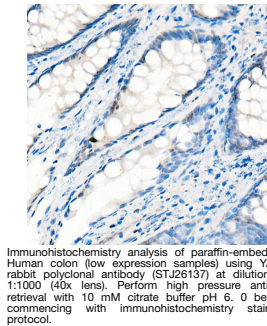
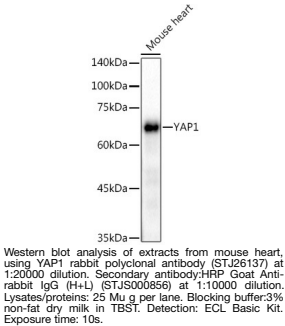
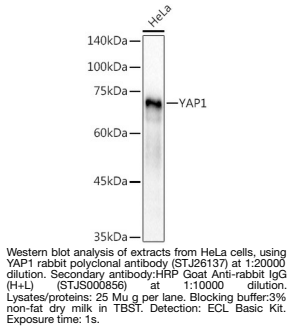
Product Type	Primary antibodies
Short Description	
Applications	WB/IHC-P/IF/ICC/IP/ELISA
Host/Source	Rabbit
Reactivity	Human/Mouse

PRODUCT PROPERTIES

Clonality	Polyclonal
Clone ID	
Concentration	Lot specific
Conjugation	Unconjugated
Purification	Affinity purification
Dilution	WB:1:2000-1:20000
Range	IHC-P:1:500-1:1000 IF/ICC:1:50-1:200 IP:0.5 Mu g-4 Mu g antibody for 200 Mu g-400 Mu g extracts of whole cells ELISA:Recommended starting concentration is 1 Mu g/mL. Please optimize the concentration based on your sp
Formulation	PBS with 0.05% Proclin300, 50% Glycerol, pH 7.3.
Isotype	IgG
Storage	Store at-20°C for up to 1 year from the date of receipt, and avoid repeat freeze-thaw cycles.
Instruction	

TARGET INFORMATION

Gene ID	10413
Gene Symbol	YAP1
Uniprot ID	YAP1_HUMAN
Immunogen	
Immunogen Region	155-504
Specificity	Recombinant fusion protein containing a sequence corresponding to amino acids 155-504 of human YAP1 (NP_001123617.1).
Immunogen Sequence	PTAQHLRQSSFEIPDDVPLP AGWEMAKTSSGQRYFLNHID QTTTWQDPRKAMLSQMNVT APTSPPVQQNMMNSASGPLPD GWEQAMTQDGEIYYINHKNK TTSWLDPRLDPRFAMNQRI S QSA PVKQPPPLAPQSPQGGV MGGSNSNQQQMRLQQLQME KERLRLKQQLLRQAMRNIN PSTANS PKQELALRSQLPT LEQDGGTQNPVSSPGMSQEL RTMTTNSSDPFLNSGTYHS



This product is suitable for in-vitro studies under the RESEARCH USE ONLY [RUO] licence. This product must not be used as for diagnostic or other medical purposes.
St John's Laboratory Ltd, Knowledge Dock Business Centre, University Way, London, E16 2RD | Tel: 0208 223 3081