

Anti-SMARCA4 antibody (680-770) (STJ25612)
STJ25612

GENERAL INFORMATION

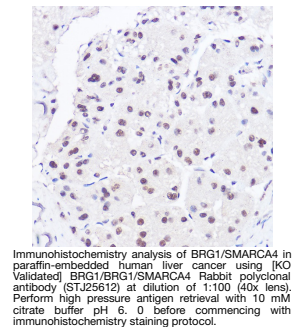
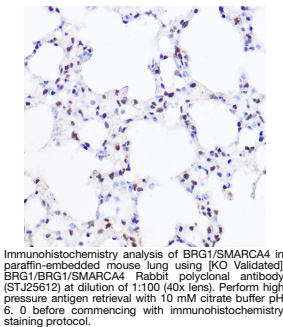
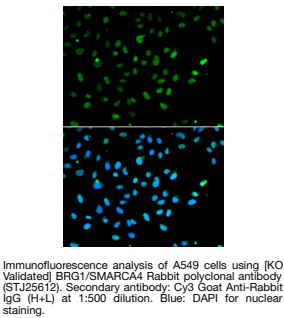
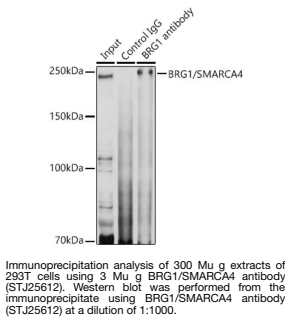
Product Type	Primary antibodies
Short Description	
Applications	WB/IHC-P/IF/ICC/IP/ELISA
Host/Source	Rabbit
Reactivity	Human/Mouse/Rat

PRODUCT PROPERTIES

Clonality	Polyclonal
Clone ID	
Concentration	Lot specific
Conjugation	Unconjugated
Purification	Affinity purification
Dilution Range	WB:1:500-1:1000 IHC-P:1:50-1:200 IF/ICC:1:50-1:200 IP:0.5 Mu g-4 Mu g antibody for 200 Mu g-400 Mu g extracts of whole cells ELISA:Recommended starting concentration is 1 Mu g/mL. Please optimize the concentration based on your specif
Formulation	PBS with 0.02% Sodium Azide, 50% Glycerol, pH 7.3.
Isotype	IgG
Storage Instruction	Store at -20°C for up to 1 year from the date of receipt, and avoid repeat freeze-thaw cycles.

TARGET INFORMATION

Gene ID	6597
Gene Symbol	SMARCA4
Uniprot ID	SMCA4_HUMAN
Immunogen	
Immunogen Region	680-770
Specificity	Recombinant fusion protein containing a sequence corresponding to amino acids 680-770 of human BRG1/SMARCA4 (NP_003063.2).
Immunogen Sequence	PTLPVEEKKIPDPDSDVSV EVDARHIIENAKQVDVEYG VSQALARGLQSYVAVAHAVT ERVDKQSALMVNGVLKQYQI KGLEWLVSPLYN



This product is suitable for in-vitro studies under the RESEARCH USE ONLY [RUO] licence. This product must not be used as for diagnostic or other medical purposes.
St John's Laboratory Ltd, Knowledge Dock Business Centre, University Way, London, E16 2RD | Tel: 0208 223 3081