

Anti-PHB antibody (73-272) (STJ24977)
STJ24977

GENERAL INFORMATION

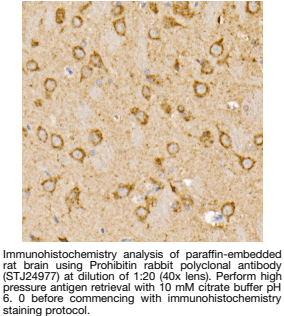
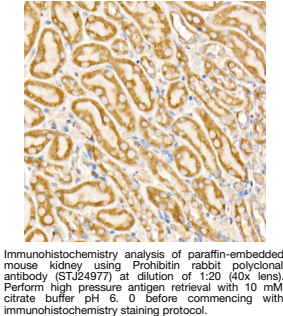
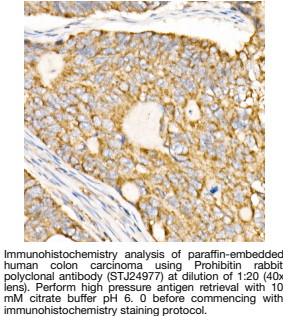
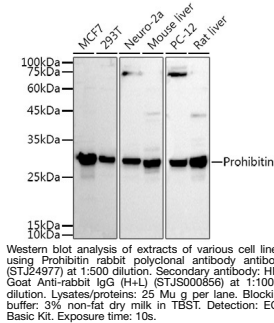
Product Type	Primary antibodies
Short Description	
Applications	WB/IHC-P/IF/ICC/ELISA
Host/Source	Rabbit
Reactivity	Human/Mouse/Rat

PRODUCT PROPERTIES

Clonality	Polyclonal
Clone ID	
Concentration	Lot specific
Conjugation	Unconjugated
Purification	Affinity purification
Dilution	WB:1:500-1:1000
Range	IHC-P:1:50-1:200 IF/ICC:1:50-1:200 ELISA:Recommended starting concentration is 1 μ g/mL. Please optimize the concentration based on your specific assay requirements.
Formulation	PBS with 0.05% Proclin300, 50% Glycerol, pH 7.3.
Isotype	IgG
Storage	Store at -20°C for up to 1 year from the date of receipt, and avoid repeat freeze-thaw cycles.
Instruction	

TARGET INFORMATION

Gene ID	5245
Gene Symbol	PHB1
Uniprot ID	PHB1_HUMAN
Immunogen	
Immunogen Region	73-272
Specificity	Recombinant fusion protein containing a sequence corresponding to amino acids 73-272 of human Prohibitin (NP_002625.1).
Immunogen Sequence	PRNVPVITGSKDLQNVNITL RILFRPVASQLPRIFTSIGE DYDERVLPSITTEILKSVA RFDAGELITQRELVSQRQVSD DLTERAATFGLILDDVSLTH LTFGKEFTEAVEAKQVAQQE AERARFVVEKAEQKKAAII SAEGDSKAAELIANSLATAG DGLIELRKLEAAEDIAYQLS RSRNITYLPAGQSVLLQLPQ



This product is suitable for in-vitro studies under the RESEARCH USE ONLY [RUO] licence. This product must not be used as for diagnostic or other medical purposes.
St John's Laboratory Ltd, Knowledge Dock Business Centre, University Way, London, E16 2RD | Tel: 0208 223 3081