

**Anti-AHR antibody (619-848) (STJ22550)**  
STJ22550

**GENERAL INFORMATION**

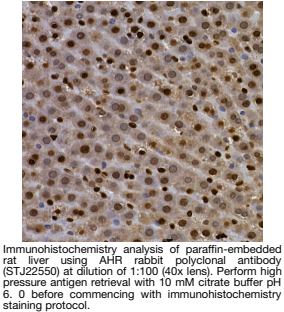
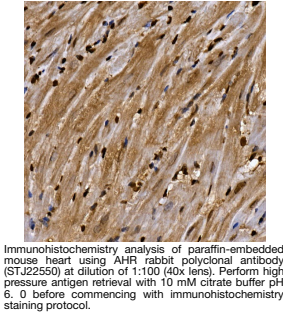
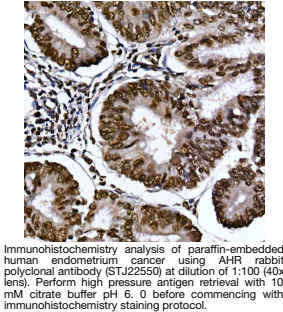
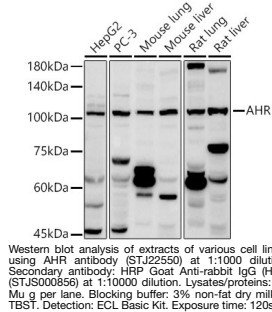
<b>Product Type</b>	Primary antibodies
<b>Short Description</b>	
<b>Applications</b>	WB/IHC-P/IF/ICC/ELISA
<b>Host/Source</b>	Rabbit
<b>Reactivity</b>	Human/Mouse/Rat

**PRODUCT PROPERTIES**

<b>Clonality</b>	Polyclonal
<b>Clone ID</b>	
<b>Concentration</b>	Lot specific
<b>Conjugation</b>	Unconjugated
<b>Purification</b>	Affinity purification
<b>Dilution</b>	WB:1:1000-1:5000
<b>Range</b>	IHC-P:1:50-1:200 IF/ICC:1:50-1:200 ELISA:Recommended starting concentration is 1 $\mu$ g/mL. Please optimize the concentration based on your specific assay requirements.
<b>Formulation</b>	PBS with 0.05% Proclin300, 50% Glycerol, pH 7.3.
<b>Isotype</b>	IgG
<b>Storage</b>	Store at -20°C for up to 1 year from the date of receipt, and avoid repeat freeze-thaw cycles.
<b>Instruction</b>	

**TARGET INFORMATION**

<b>Gene ID</b>	196
<b>Gene Symbol</b>	AHR
<b>Uniprot ID</b>	AHR_HUMAN
<b>Immunogen</b>	
<b>Immunogen Region</b>	619-848
<b>Specificity</b>	Recombinant fusion protein containing a sequence corresponding to amino acids 619-848 of human AHR (NP_001612.1).
<b>Immunogen Sequence</b>	LEQQQQHHQKQVVVEPQQQL CQKMKHMQVNGMFENWNSNQ FVPFNCPPQDDPQQYNVFTDL HGISQEFYKSEMDSPYPTQ LFISCNQPVLPQHSHKCTELD YPMGSFEPSPYPTTSSLEDF VTCLQLPENQKHGLNPQSAI ITPQTCYAGAVSMYQCQPEP QHTHVGMQYNPVLPGQQAF LNKFGNGVLNETYPALNNI NNTQTTHLQPLHHPSEARP FPDLTSSGFL



This product is suitable for in-vitro studies under the RESEARCH USE ONLY [RUO] licence. This product must not be used as for diagnostic or other medical purposes.  
St John's Laboratory Ltd, Knowledge Dock Business Centre, University Way, London, E16 2RD | Tel: 0208 223 3081