

Anti-Phospho-MARCKS-S158 antibody (STJ22279)

STJ22279

GENERAL INFORMATION

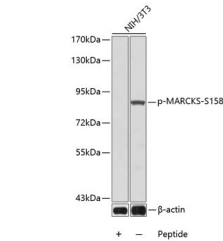
Product Type	Primary antibodies
Short Description	
Applications	WB
Host/Source	Rabbit
Reactivity	Human/Mouse/Rat

PRODUCT PROPERTIES

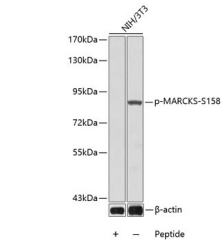
Clonality	Polyclonal
Clone ID	
Concentration	Lot specific
Conjugation	Unconjugated
Purification	Affinity purification
Dilution Range	WB:1:500-1:2000
Formulation	PBS with 0.02% Sodium Azide, 50% Glycerol, pH 7.3.
Isotype	IgG
Storage Instruction	Store at -20°C for up to 1 year from the date of receipt, and avoid repeat freeze-thaw cycles.

TARGET INFORMATION

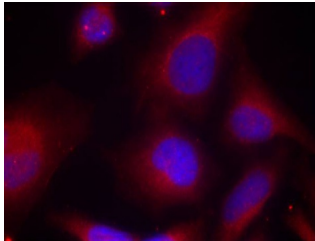
Gene ID	4082
Gene Symbol	MARCKS
Uniprot ID	MARCS_HUMAN
Immunogen	
Immunogen Region	
Specificity	A phospho specific peptide corresponding to residues surrounding S158 of human MARCKS
Immunogen Sequence	



Western blot analysis of extracts from 3T3 cells using Phospho-MARCKS-S158 antibody (STJ22279). Secondary antibody: HRP Goat Anti-rabbit IgG (H+L) at 1:10000 dilution. Lysates/proteins: 25ug per lane. Blocking buffer: 3% BSA.



Western blot analysis of lysates from 3T3 cells using Phospho-MARCKS-S158 Rabbit polyclonal antibody (STJ22279). Secondary antibody: HRP Goat Anti-Rabbit IgG (H+L) (STJS000856) at 1:10000 dilution. Lysates/proteins: 25 Mu g per lane. Blocking buffer: 3% BSA.



Immunofluorescence analysis of methanol-fixed HeLa cells using Phospho-MARCKS-S158 antibody (STJ22279).

This product is suitable for in-vitro studies under the RESEARCH USE ONLY [RUO] licence. This product must not be used as for diagnostic or other medical purposes.
St John's Laboratory Ltd, Knowledge Dock Business Centre, University Way, London, E16 2RD | Tel: 0208 223 3081