

Anti-HN1 antibody (1-154) (STJ118563)

STJ118563

GENERAL INFORMATION

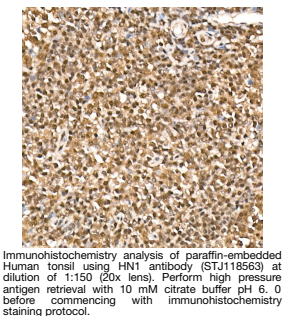
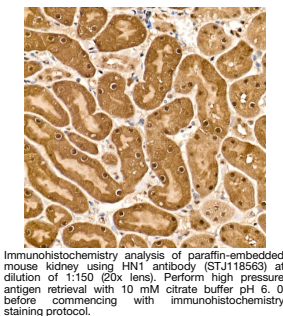
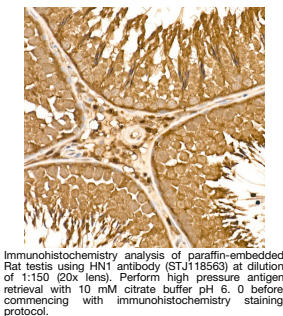

Product Type	Primary antibodies
Short Description	
Applications	WB/IHC-P/ELISA
Host/Source	Rabbit
Reactivity	Human/Mouse/Rat

PRODUCT PROPERTIES

Clonality	Polyclonal
Clone ID	
Concentration	Lot specific
Conjugation	Unconjugated
Purification	Affinity purification
Dilution	WB:1:500-1:2000
Range	IHC-P:1:50-1:200 ELISA:Recommended starting concentration is 1 Mu g/mL. Please optimize the concentration based on your specific assay requirements.
Formulation	PBS with 0.01% Thimerosal, 50% Glycerol, pH 7.3.
Isotype	IgG
Storage Instruction	Store at -20°C for up to 1 year from the date of receipt, and avoid repeat freeze-thaw cycles.

TARGET INFORMATION

Gene ID	51155
Gene Symbol	JPT1
Uniprot ID	JUP1_HUMAN
Immunogen	
Immunogen Region	1-154
Specificity	Recombinant fusion protein containing a sequence corresponding to amino acids 1-154 of human HN1 (NP_057269.1).
Immunogen Sequence	MTTNTTTFKGVDPNSRNSRV LRPPGGGSNFSLGFDEPTEQ PVRKNKMASNIFGTPEENQA SWAKSAGAKSSGGREDLESS GLQRRNSSEASSGDFLDLKG EGDHENVDTDLPGSLGQSE EKPVPAAPVPSVPAPVPS RRNPFGGKSSSLVG



This product is suitable for in-vitro studies under the RESEARCH USE ONLY [RUO] licence. This product must not be used as for diagnostic or other medical purposes.
St John's Laboratory Ltd, Knowledge Dock Business Centre, University Way, London, E16 2RD | Tel: 0208 223 3081