

## Anti-ZNF574 antibody (170-310) (STJ117122)

STJ117122

### GENERAL INFORMATION

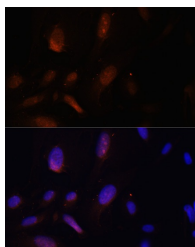
<b>Product Type</b>	Primary antibodies
<b>Short Description</b>	
<b>Applications</b>	IHC-P/IF/ICC/ELISA
<b>Host/Source</b>	Rabbit
<b>Reactivity</b>	Human/Mouse/Rat

### PRODUCT PROPERTIES

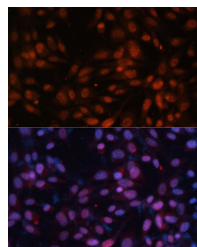
<b>Clonality</b>	Polyclonal
<b>Clone ID</b>	
<b>Concentration</b>	Lot specific
<b>Conjugation</b>	Unconjugated
<b>Purification</b>	Affinity purification
<b>Dilution</b>	IHC-P:1:50-1:200
<b>Range</b>	IF/ICC:1:50-1:200
	ELISA:Recommended starting concentration is 1 $\mu$ g/mL. Please optimize the concentration based on your specific assay requirements.
<b>Formulation</b>	PBS with 0.01% Thimerosal, 50% Glycerol, pH 7.3.
<b>Isotype</b>	IgG
<b>Storage</b>	Store at -20°C for up to 1 year from the date of receipt, and avoid repeat freeze-thaw cycles.
<b>Instruction</b>	

### TARGET INFORMATION

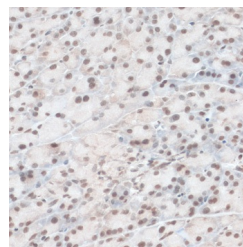
<b>Gene ID</b>	64763
<b>Gene Symbol</b>	ZNF574
<b>Uniprot ID</b>	ZNF574_HUMAN
<b>Immunogen</b>	
<b>Immunogen Region</b>	170-310
<b>Specificity</b>	Recombinant fusion protein containing a sequence corresponding to amino acids 170-310 of human ZNF574 (NP_073589.4).
<b>Immunogen Sequence</b>	PPVGQARVAVEHSYRKAEEG GEGATVPASAAATTEWVTEV ELLLYKCSECSQLFQLPADF LEHQATHFPAPVPESQEPAL QQEVQASSPAEVPVSQPDPL PASDHSYELRNGEAGRDRR GRARRRNNSGEAGGAATQEL F



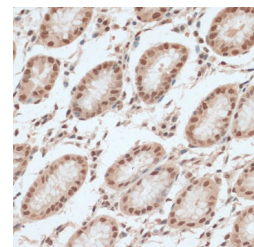
Immunofluorescence analysis of U-2 OS cells using ZNF574 Rabbit polyclonal antibody (STJ117122) at dilution of 1:100. Secondary antibody: Cy3 Goat Anti-Rabbit IgG (H+L) at 1:500 dilution. Blue: DAPI for nuclear staining.



Immunofluorescence analysis of NIH-3T3 cells using ZNF574 Rabbit polyclonal antibody (STJ117122) at dilution of 1:100. Secondary antibody: Cy3 Goat Anti-Rabbit IgG (H+L) at 1:500 dilution. Blue: DAPI for nuclear staining.



Immunohistochemistry analysis of ZNF574 in paraffin-embedded mouse pancreas using ZNF574 Rabbit polyclonal antibody (STJ117122) at dilution of 1:100 (40x lens). Perform microwave antigen retrieval with 10 mM PBS buffer pH 7.2 before commencing with immunohistochemistry staining protocol.



Immunohistochemistry analysis of ZNF574 in paraffin-embedded human stomach using ZNF574 Rabbit polyclonal antibody (STJ117122) at dilution of 1:100 (40x lens). Perform microwave antigen retrieval with 10 mM PBS buffer pH 7.2 before commencing with immunohistochemistry staining protocol.

This product is suitable for in-vitro studies under the RESEARCH USE ONLY [RUO] licence. This product must not be used as for diagnostic or other medical purposes.  
St John's Laboratory Ltd, Knowledge Dock Business Centre, University Way, London, E16 2RD | Tel: 0208 223 3081