

Anti-PGK1 antibody (1-417) (STJ115974)

STJ115974

GENERAL INFORMATION

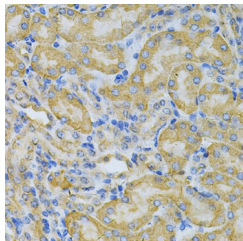
Product Type	Primary antibodies
Short Description	
Applications	WB/IHC-P/ELISA
Host/Source	Rabbit
Reactivity	Human/Mouse/Rat

PRODUCT PROPERTIES

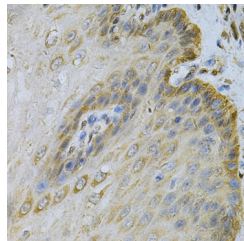
Clonality	Polyclonal
Clone ID	
Concentration	Lot specific
Conjugation	Unconjugated
Purification	Affinity purification
Dilution	WB:1:100-1:500
Range	IHC-P:1:50-1:200 ELISA:Recommended starting concentration is 1 Mu g/mL. Please optimize the concentration based on your specific assay requirements.
Formulation	PBS with 0.05% Proclin300, 50% Glycerol, pH 7.3.
Isotype	IgG
Storage Instruction	Store at -20°C for up to 1 year from the date of receipt, and avoid repeat freeze-thaw cycles.

TARGET INFORMATION

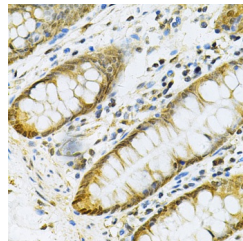
Gene ID	5230
Gene Symbol	PGK1
Uniprot ID	PGK1_HUMAN
Immunogen	
Region	1-417
Specificity	Recombinant fusion protein containing a sequence corresponding to amino acids 1-417 of human PGK1 (NP_000282.1).
Immunogen Sequence	MSLSNKLTLDKLDVKGKRVV MRVDFNVPMKNNQITNNQRI KAAVPSIKFCLDNGAKSVVL MSHLGRPDGVPMPDKYSLEP VAVELKSLLGKDVLFKDCV GPEVEKACANPAAGSVILLE NLRFHVEEEGKGDASGNKV KAEPAKIEAFRASLSKLGDV YVNDAFGTAHRAHSSMVGVN LPQKAGGFLMKKELNYFAKA LESPERPFLAILGGAKVADK IQLINMMLDKVNEMIIGGG



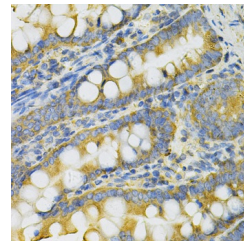
Immunohistochemistry analysis of paraffin-embedded mouse kidney using PGK1 Antibody (STJ115974) at dilution of 1:100 (40x lens). Perform microwave antigen retrieval with 10 mM PBS buffer pH 7, 2 before commencing with immunohistochemistry staining protocol.



Immunohistochemistry analysis of paraffin-embedded human esophagus using PGK1 Antibody (STJ115974) at dilution of 1:100 (40x lens). Perform microwave antigen retrieval with 10 mM PBS buffer pH 7, 2 before commencing with immunohistochemistry staining protocol.



Immunohistochemistry analysis of paraffin-embedded human colon using PGK1 Antibody (STJ115974) at dilution of 1:100 (40x lens). Perform microwave antigen retrieval with 10 mM PBS buffer pH 7, 2 before commencing with immunohistochemistry staining protocol.



Immunohistochemistry analysis of paraffin-embedded rat intestine using PGK1 Antibody (STJ115974) at dilution of 1:100 (40x lens). Perform microwave antigen retrieval with 10 mM PBS buffer pH 7, 2 before commencing with immunohistochemistry staining protocol.

This product is suitable for in-vitro studies under the RESEARCH USE ONLY [RUO] licence. This product must not be used as for diagnostic or other medical purposes.

St John's Laboratory Ltd, Knowledge Dock Business Centre, University Way, London, E16 2RD | Tel: 0208 223 3081