

## Anti-Phospho-VIM-S83 antibody (STJ11101153)

STJ11101153

### GENERAL INFORMATION

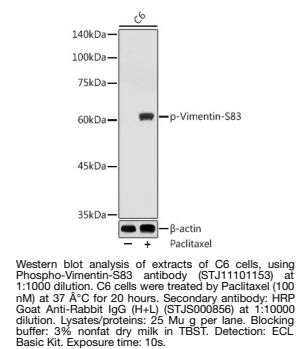

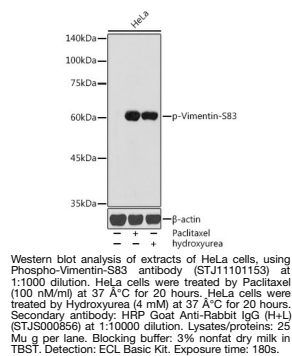
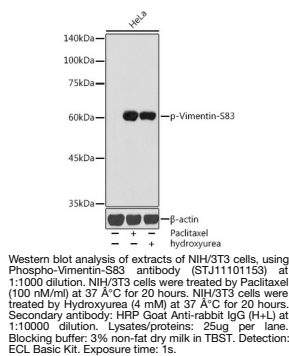
<b>Product Type</b>	Primary antibodies
<b>Short Description</b>	
<b>Applications</b>	WB/ELISA
<b>Host/Source</b>	Rabbit
<b>Reactivity</b>	Human/Mouse/Rat

### PRODUCT PROPERTIES

<b>Clonality</b>	Polyclonal
<b>Clone ID</b>	
<b>Concentration</b>	Lot specific
<b>Conjugation</b>	Unconjugated
<b>Purification</b>	Affinity purification
<b>Dilution Range</b>	WB:1:500-1:1000 ELISA:Recommended starting concentration is 1 $\mu$ g/mL. Please optimize the concentration based on your specific assay requirements.
<b>Formulation</b>	PBS with 0.05% Proclin300, 50% Glycerol, pH 7.3.
<b>Isotype</b>	IgG
<b>Storage Instruction</b>	Store at -20°C for up to 1 year from the date of receipt, and avoid repeat freeze-thaw cycles.

### TARGET INFORMATION

<b>Gene ID</b>	7431
<b>Gene Symbol</b>	VIM
<b>Uniprot ID</b>	VIME_HUMAN
<b>Immunogen</b>	QDSVD
<b>Immunogen Region</b>	
<b>Specificity</b>	A synthetic phosphorylated peptide around S83 of human VIM (NP_003371.2).
<b>Immunogen Sequence</b>	QDSVD



This product is suitable for in-vitro studies under the RESEARCH USE ONLY [RUO] licence. This product must not be used as for diagnostic or other medical purposes.  
St John's Laboratory Ltd, Knowledge Dock Business Centre, University Way, London, E16 2RD | Tel: 0208 223 3081