

Anti-DGCR8 antibody (180-340) (STJ11100564)

STJ11100564

GENERAL INFORMATION

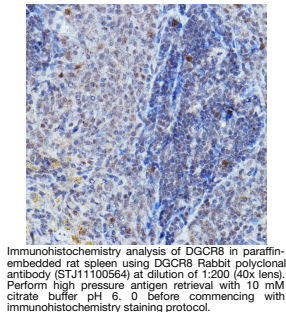
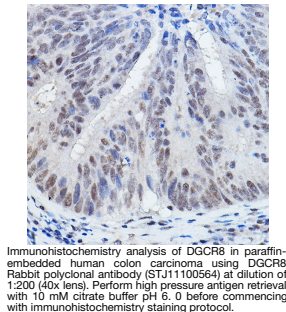
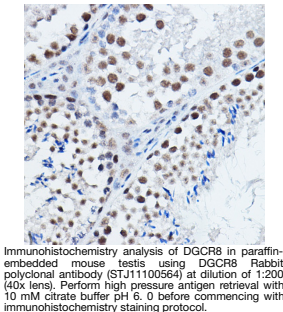
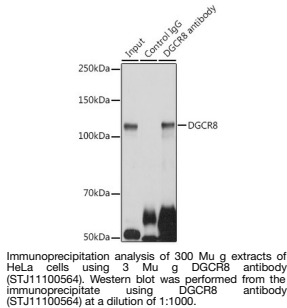
Product Type	Primary antibodies
Short Description	
Applications	WB/IHC-P/IP/ELISA
Host/Source	Rabbit
Reactivity	Human/Mouse/Rat

PRODUCT PROPERTIES

Clonality	Polyclonal
Clone ID	
Concentration	Lot specific
Conjugation	Unconjugated
Purification	Affinity purification
Dilution	WB:1:500-1:2000
Range	IHC-P:1:50-1:200 IP:0.5 Mu g-4 Mu g antibody for 200 Mu g-400 Mu g extracts of whole cells ELISA:Recommended starting concentration is 1 Mu g/mL. Please optimize the concentration based on your specific assay requirements.
Formulation	PBS with 0.01% Thimerosal, 50% Glycerol, pH 7.3.
Isotype	IgG
Storage	Store at-20°C for up to 1 year from the date of receipt, and avoid repeat freeze-thaw cycles.
Instruction	

TARGET INFORMATION

Gene ID	54487
Gene Symbol	DGCR8
Uniprot ID	DGCR8_HUMAN
Immunogen	
Region	180-340
Specificity	Recombinant fusion protein containing a sequence corresponding to amino acids 180-340 of human DGCR8 (NP_073557.3).
Immunogen Sequence	DKKDEENELDQEKRYEYAVL DELEDFDNLLEDEEGAGGF TAKAIVQRDRVDEEALNFPY EDDFDNDVDALLEEGLCAPK KRRTEEKYGGSDHPSDGET SVQPMMTKIKTVLKSRRPP TEPLPDGWIMTFHNSGVVY LHRESRVWTWSRPYFLGTGS I



This product is suitable for in-vitro studies under the RESEARCH USE ONLY [RUO] licence. This product must not be used as for diagnostic or other medical purposes.
St John's Laboratory Ltd, Knowledge Dock Business Centre, University Way, London, E16 2RD | Tel: 0208 223 3081