

Anti-BGLAP antibody (1-95) (STJ11100198)
STJ11100198

GENERAL INFORMATION

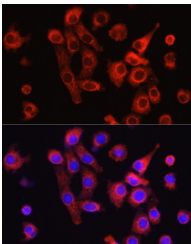
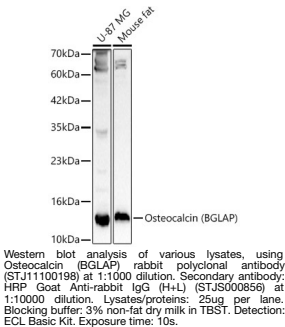
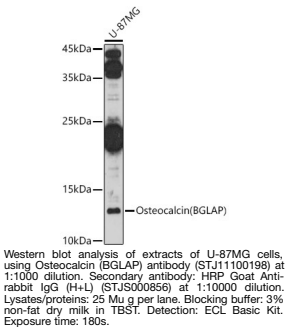
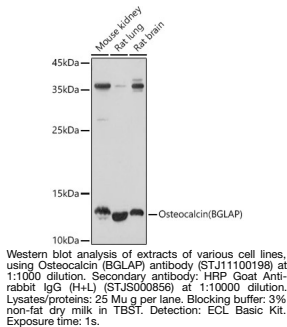
Product Type	Primary antibodies
Short Description	
Applications	WB/IF/ICC/ELISA
Host/Source	Rabbit
Reactivity	Human/Mouse/Rat

PRODUCT PROPERTIES

Clonality	Polyclonal
Clone ID	
Concentration	Lot specific
Conjugation	Unconjugated
Purification	Affinity purification
Dilution Range	WB:1:500-1:1000 IF/ICC:1:50-1:200 ELISA:Recommended starting concentration is 1 Mu g/mL. Please optimize the concentration based on your specific assay requirements.
Formulation	PBS with 0.02% Sodium Azide, 50% Glycerol, pH 7.3.
Isotype	IgG
Storage Instruction	Store at -20°C for up to 1 year from the date of receipt, and avoid repeat freeze-thaw cycles.

TARGET INFORMATION

Gene ID	632
Gene Symbol	BGLAP
Uniprot ID	OSTCN_HUMAN
Immunogen	
Immunogen Region	1-95
Specificity	A synthetic peptide corresponding to a sequence within amino acids 1-95 of human Osteocalcin (BGLAP) (NP_954642.1). MRALTLLALLALAALCIAGQ AGAKPSGAESSKGAAFVSKQ EGSEVVKRPRRYLYQWLGAP VPYPDPLEPRREVCELNPDC
Immunogen Sequence	DELADHIGFQEAYRR



Immunofluorescence analysis of MG-63 cells using Osteocalcin (BGLAP) rabbit polyclonal antibody (STJ11100198) at dilution of 1:200 (40x lens). Blue: DAPI for nuclear staining.

This product is suitable for in-vitro studies under the RESEARCH USE ONLY [RUO] licence. This product must not be used as for diagnostic or other medical purposes.
St John's Laboratory Ltd, Knowledge Dock Business Centre, University Way, London, E16 2RD | Tel: 0208 223 3081