

Anti-BMP5 antibody (317-454) (STJ110699)
STJ110699

GENERAL INFORMATION

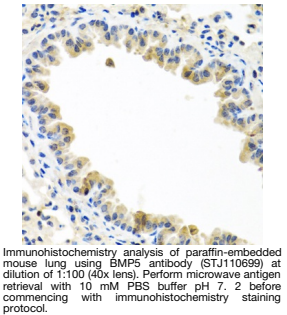
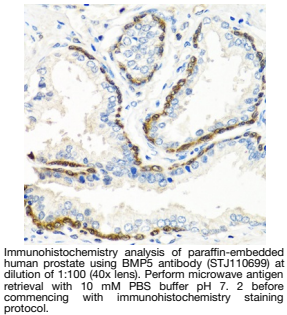
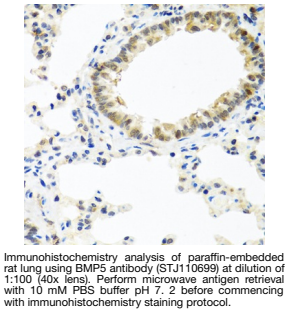
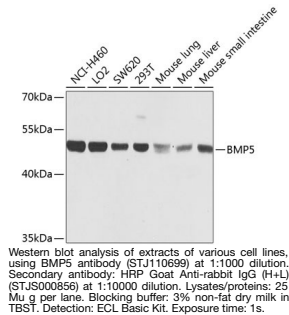
Product Type	Primary antibodies
Short Description	
Applications	WB/IHC-P/ELISA
Host/Source	Rabbit
Reactivity	Human/Mouse/Rat

PRODUCT PROPERTIES

Clonality	Polyclonal
Clone ID	
Concentration	Lot specific
Conjugation	Unconjugated
Purification	Affinity purification
Dilution	WB:1:500-1:2000
Range	IHC-P:1:50-1:100 ELISA:Recommended starting concentration is 1 μ g/mL. Please optimize the concentration based on your specific assay requirements.
Formulation	PBS with 0.02% Sodium Azide, 50% Glycerol, pH 7.3.
Isotype	IgG
Storage Instruction	Store at -20°C for up to 1 year from the date of receipt, and avoid repeat freeze-thaw cycles.

TARGET INFORMATION

Gene ID	653
Gene Symbol	BMP5
Uniprot ID	BMP5_HUMAN
Immunogen	
Immunogen Region	317-454
Specificity	Recombinant fusion protein containing a sequence corresponding to amino acids 317-454 of human BMP5 (NP_066551.1).
Immunogen Sequence	AANKRKNQNRNKSSSHQDSS RMSSVGDYNTSEKQACKKH ELYVSFRDLGWQDWIIAPEG YAAFYCDGECFPLNAHMNA TNHAIVQTLVHLMFPDHPK PCCAPTCLNAISLVYFDDSS NVILKKYRNMVVRSCGCH



This product is suitable for in-vitro studies under the RESEARCH USE ONLY [RUO] licence. This product must not be used as for diagnostic or other medical purposes.
St John's Laboratory Ltd, Knowledge Dock Business Centre, University Way, London, E16 2RD | Tel: 0208 223 3081